



输出功率: 约0.1~0.8W

贵金属电刷马达

典型应用: 电子门锁

智能家居

精密仪器

减速箱

OUTPUT: APPROX 0.1~0.8W

Precious Metal-brush Motors

Typical Applications: Electronic Door Lock

Smart Home Appliance

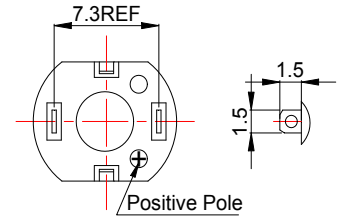
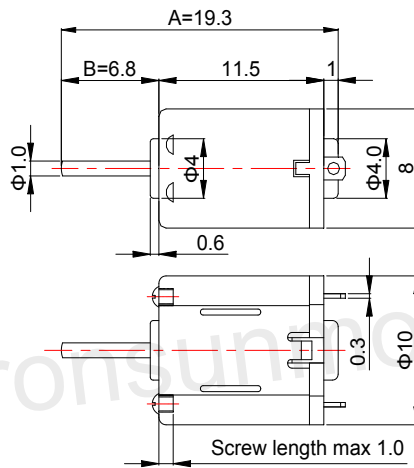
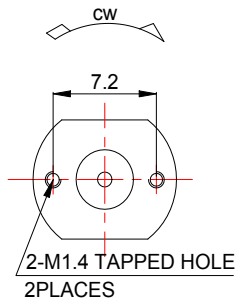
Precision Instruments

Gear Box

1. OUTLINE DRAWING:

UNIT:MM

DIRECTION OF ROTATION

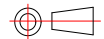


Customizable Parameters:

1. Length A and B
2. Electric Performance
3. Direction of Rotation
4. Eccentric Wheel is available

WEIGHT: 2.6g (Approx)

View:



2. MOTOR PERFORMANCE :

MODEL	VOLTAGE		NO LOAD			AT MAXIMUM EFFICIENCY				STALL		
	OPERATING RANGE	NOMINAL	SPEED	CURRENT	SPEED	CURRENT	TORQUE		OUTPUT	TORQUE		CURRENT
		V	rpm	A	rpm	A	g.cm	mN.m	W	g.cm	mN.m	A
FF-M10TA-06230	2.0~4.0	3.0	15000	0.032	10700	0.09	1	0.10	0.11	3.5	0.34	0.23
FF-M10TA-07220	3.0~6.0	5.0	28000	0.055	21300	0.175	1.8	0.09	0.09	7.5	0.74	0.56
FF-M10TA-08180	3.0~5.0	4.5	30000	0.025	23000	0.23	2.2	0.22	0.52	9.6	0.94	0.81

