

MODEL:Φ6mm Coreless DC Motor

输出功率: 约0.01~0.3W
贵金属电刷空心杯直流马达


OUTPUT: APPROX 0.01~0.3W
Precious Metal-brush Coreless DC Motor

典型应用:

遥控模型
电动玩具
电子产品

Typical Applications:

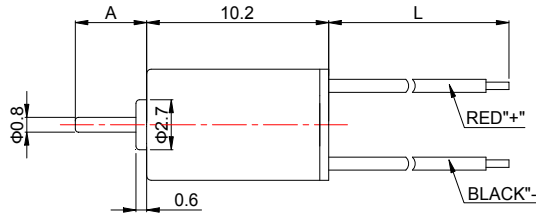
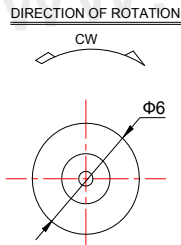
RC Models
Electronic toys
Mini electronic products



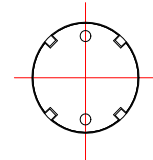
1. OUTLINE DRAWING:

UNIT:MM

610-Q



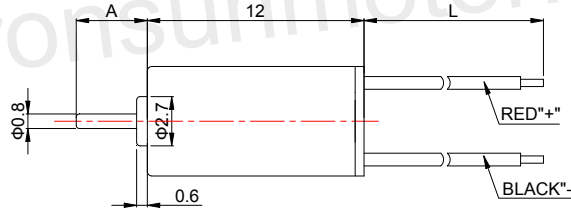
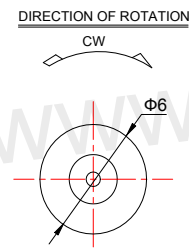
WEIGHT: 1.2g(Approx)



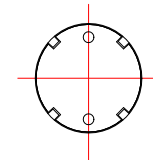
View:



612-Q



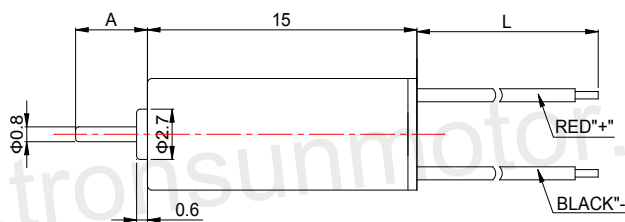
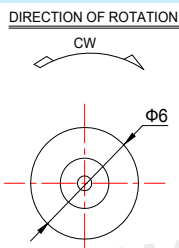
WEIGHT: 1.4g(Approx)



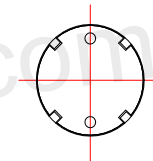
View:



615-Q



WEIGHT: 1.6g(Approx)



View:



Customizable Parameters:

1. Length A and L
2. Electric Performance
3. Direction of Rotation
4. Eccentric Wheel is available

2. MOTOR PERFORMANCE :

MODEL	VOLTAGE		NO LOAD		AT MAXIMUM EFFICIENCY					STALL		
	OPERATING RANGE	NOMINAL	SPEED	CURRENT	SPEED	CURRENT	TORQUE		OUTPUT	TORQUE		CURRENT
		V	rpm	A	rpm	A	g.cm	mN.m	W	g.cm	mN.m	A
0610-Q-1	1.2~2.0	1.5	23000	0.04	17020	0.114	0.39	0.04	0.07	1.50	0.15	0.325
0610-Q-2	2.0~4.0	3.0	22000	0.021	15400	0.049	0.36	0.04	0.06	1.20	0.12	0.115
0610-Q-3	2.0~4.0	3.0	25300	0.02	18500	0.053	0.31	0.03	0.06	1.18	0.12	0.14
0612-Q-1	1.0~2.0	1.2	22200	0.033	16700	0.11	0.3	0.03	0.05	1.20	0.12	0.34
0612-Q-2	2.0~4.0	3.0	33000	0.04	25145	0.128	0.69	0.07	0.18	2.90	0.28	0.41
0612-Q-3	2.0~4.5	3.7	20000	0.012	15000	0.035	0.36	0.04	0.06	1.45	0.14	0.11
0615-Q-1	1.2~2.0	1.5	28000	0.05	22100	0.2	0.62	0.06	0.14	3.10	0.30	0.78
0615-Q-2	1.5~3.5	3.0	37000	0.032	30100	0.14	0.75	0.07	0.23	4.05	0.40	0.61
0615-Q-3	2.0~4.0	3.7	32500	0.023	26600	0.1	0.71	0.07	0.19	3.80	0.37	0.41