



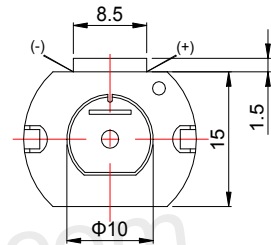
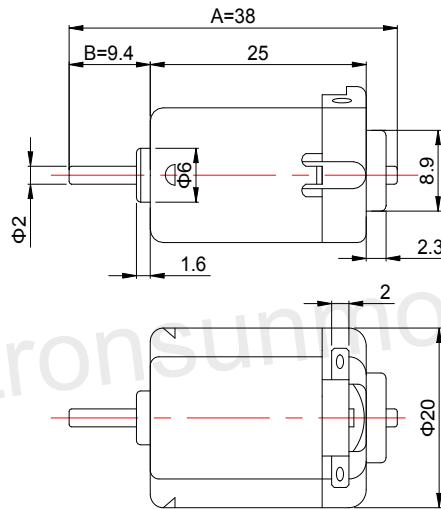
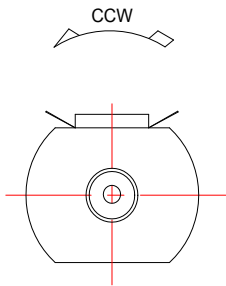
输出功率: 约0.5~5.0W  
普通金属电刷马达/碳刷马达  
典型应用: 电动玩具  
无线控制模型  
家用电器

OUTPUT: APPROX 0.5~5.0W  
Metal-brush Motors/Carbon-brush Motors  
Typical Applications: Electric Toys  
Wireless Control Model  
Household Appliances

## 1. OUTLINE DRAWING:

UNIT:MM

DIRECTION OF ROTATION

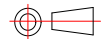


Customizable Parameters:

1. Length A and B
2. Electric Performance
3. Direction of Rotation
4. Eccentric Wheel is available

WEIGHT: 17g(Approx)

View:



## 2. MOTOR PERFORMANCE :

MODEL	VOLTAGE		NO LOAD		AT MAXIMUM EFFICIENCY				STALL			
	OPERATING RANGE	NOMINAL	SPEED	CURRENT	SPEED	CURRENT	TORQUE	OUTPUT	TORQUE	CURRENT		
		V	rpm	A	rpm	A	g.cm	mN.m	W	g.cm	mN.m	A
FE-130RA-18100	1.5~4.0	3.0	12500	0.18	9669	0.62	7.9	0.78	0.78	35	3.43	2.1
FC-130SA-2270	1.5~4.0	3.0	13500	0.27	10743	1.05	14	1.37	1.54	68	6.67	4.1
FC-130RA-10300	3.0~5.0	4.5	6300	0.045	4601	0.12	4.05	0.40	0.19	15	1.47	0.33

